

Market Selector

Local Association
Four Rivers Association of REALTORS®

Market Type
State

Market Name
Texas

Frequency
Monthly

Date
July 2022

Property Type
All (SF, Condo, Townhouse)

Construction Type
All (Existing & New)

July 2022 Market Statistics - Texas

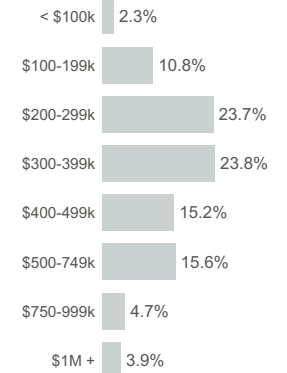
Median Price
\$350,000
▲ 12.9% YoY

Closed Sales
32,944
▼ -16.1% YoY

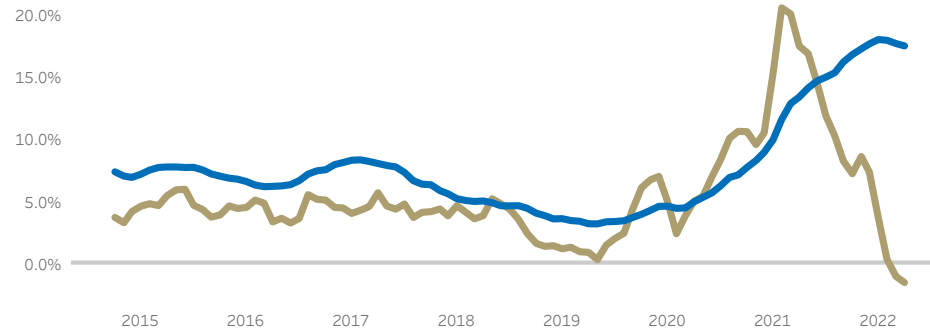
Active Listings
83,513
▲ 50.0% YoY

Months Inventory
2.5
▲ 0.9 YoY

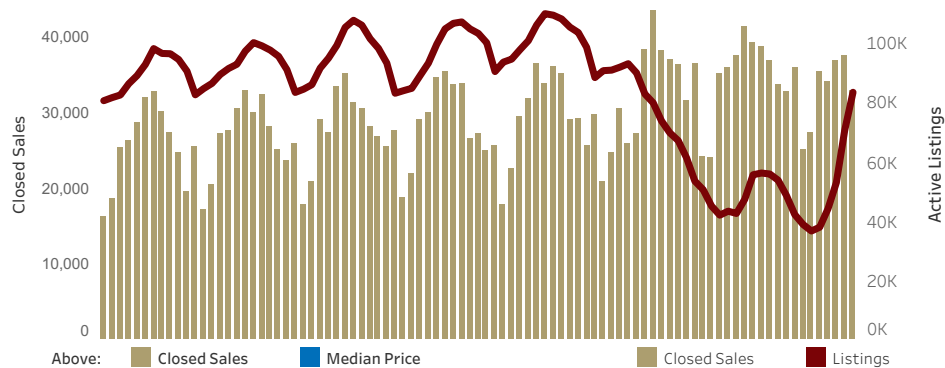
PRICE DISTRIBUTION



GROWTH TREND FOR CLOSED SALES AND MEDIAN PRICE



CLOSED SALES AND ACTIVE LISTINGS



HOME VALUATION STATS

Median Price/Sq Ft
\$178.57
▲ 16.6% YoY

Median Home Size
1,956 sq ft

Median Year Built
2002

Close/Original List
99.1%

TRANSACTION TIME STATS

Days on Market
26

Unchanged from July 2021

Days to Close
39

Unchanged from July 2021

Total Days
65

Unchanged from July 2021



© 2022 Texas REALTORS® - Data used in this report come from the Texas REALTOR® Data Relevance Project, a partnership among Texas REALTORS® and local REALTOR® associations throughout the state. Analysis provided through a research agreement with the Real Estate Center at Texas A&M University.