

## Market Selector

Local Association  
Four Rivers Association of REALTORS®

Market Type  
State

Market Name  
Texas

Frequency  
Monthly

Date  
March 2021

Property Type  
All (SF, Condo, Townhouse)

Construction Type  
All (Existing & New)

## March 2021 Market Statistics - Texas

**Median Price**  
**\$282,865**  
▲ 14.1% YoY

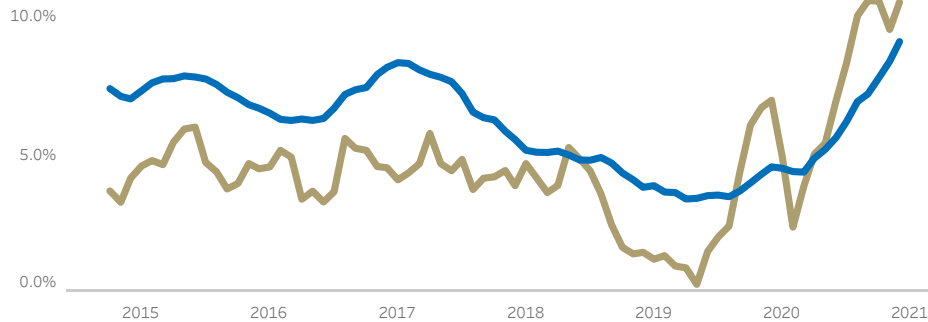
**Closed Sales**  
**35,810**  
▲ 16.2% YoY

**Active Listings**  
**43,542**  
▼ -53.0% YoY

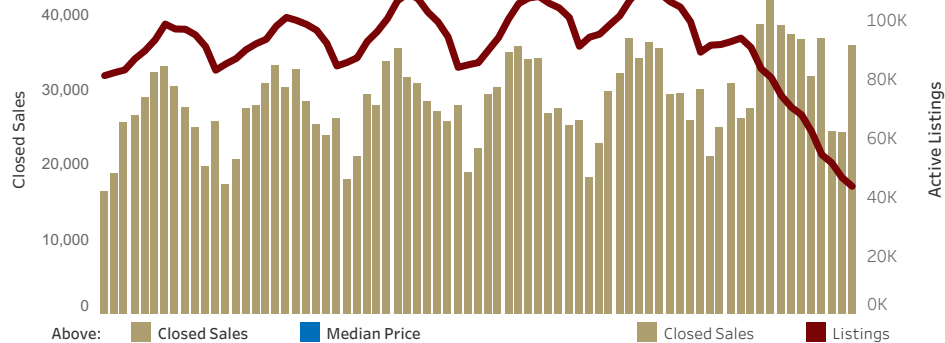
**Months Inventory**  
**1.3**  
▼ -1.7 YoY



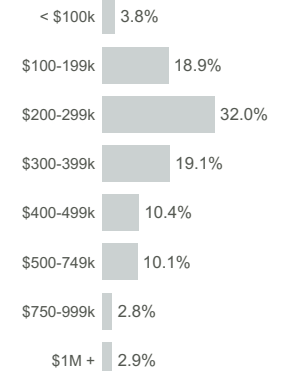
### GROWTH TREND FOR CLOSED SALES AND MEDIAN PRICE



### CLOSED SALES AND ACTIVE LISTINGS



### PRICE DISTRIBUTION



### HOME VALUATION STATS

**Median Price/Sq Ft**  
**\$140.60**  
▲ 12.8% YoY

**Median Home Size**  
**2,015 sq ft**

**Median Year Built**  
**2003**

**Close/Original List**  
**99.3%**

### TRANSACTION TIME STATS

**Days on Market**  
**45**

18 days less than March 2020

**Days to Close**  
**41**

8 days more than March 2020

**Total Days**  
**86**

10 days less than March 2020



© 2021 Texas REALTORS® - Data used in this report come from the Texas REALTOR® Data Relevance Project, a partnership among Texas REALTORS® and local REALTOR® associations throughout the state. Analysis provided through a research agreement with the Real Estate Center at Texas A&M University.