

Market Selector

Local Association
Four Rivers Association of REALTORS®

Market Type
State

Market Name
Texas

Frequency
Monthly

Date
March 2023

Property Type
All (SF, Condo, Townhouse)

Construction Type
All (Existing & New)

March 2023 Market Statistics - Texas

Median Price
\$332,500
▼ -0.8% YoY

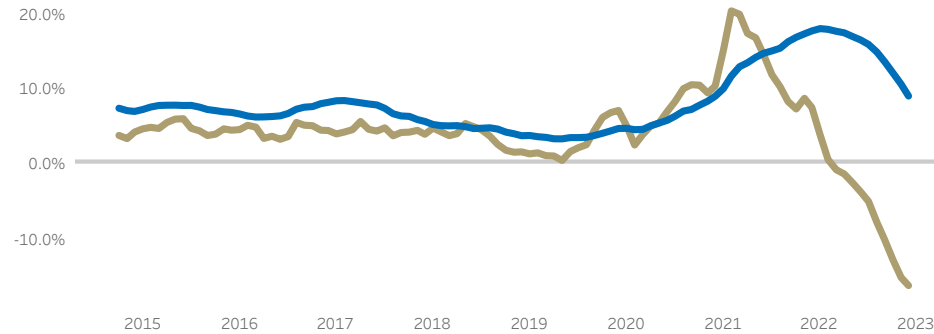
Closed Sales
30,968
▼ -12.4% YoY

Active Listings
79,662
▲ 113.3% YoY

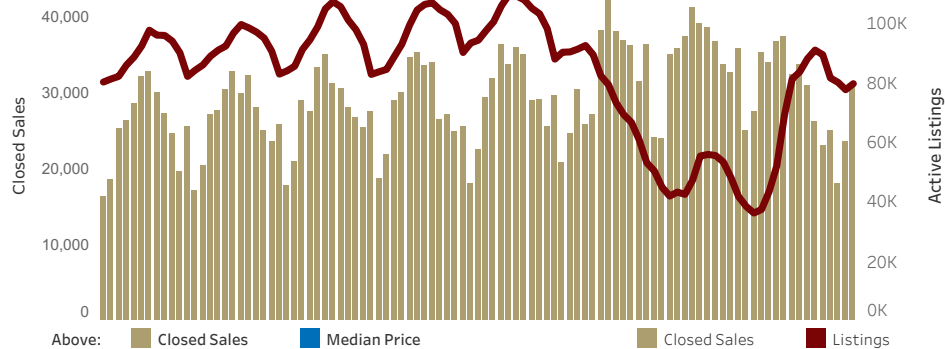
Months Inventory
2.7
▲ 1.6 YoY



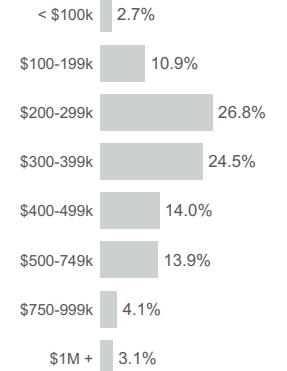
GROWTH TREND FOR CLOSED SALES AND MEDIAN PRICE



CLOSED SALES AND ACTIVE LISTINGS



PRICE DISTRIBUTION



HOME VALUATION STATS

Median Price/Sq Ft
\$172.58
▲ 1.1% YoY

Median Home Size
1,953 sq ft

Median Year Built
2006

Close/Original List
94.7%

TRANSACTION TIME STATS

Days on Market
64

29 days more than March 2022

Days to Close
35

5 days less than March 2022

Total Days
99

24 days more than March 2022



© 2023 Texas REALTORS® - Data used in this report come from the Texas REALTOR® Data Relevance Project, a partnership among Texas REALTORS® and local REALTOR® associations throughout the state. Analysis provided through a research agreement with the Texas Real Estate Research Center at Texas A&M University.